



Light quality control

GL OPTIC Polska Sp. z o.o., Poznańska 70, PL 62-040 Puszczykowo

RAPORT POMIARU SPEKTRALNEGO

Data wydania: 2024-08-26

Numer badania: GLR0272024

Opis

Zleceniodawca: Spacetronek Sp. z o. o.
64-000 Kościan
ul. Wiśniowa 36

Obiekt badania: GLOW D5 GL0202024
Zmierzył: Piotr Augustyniak

Wyposażenie

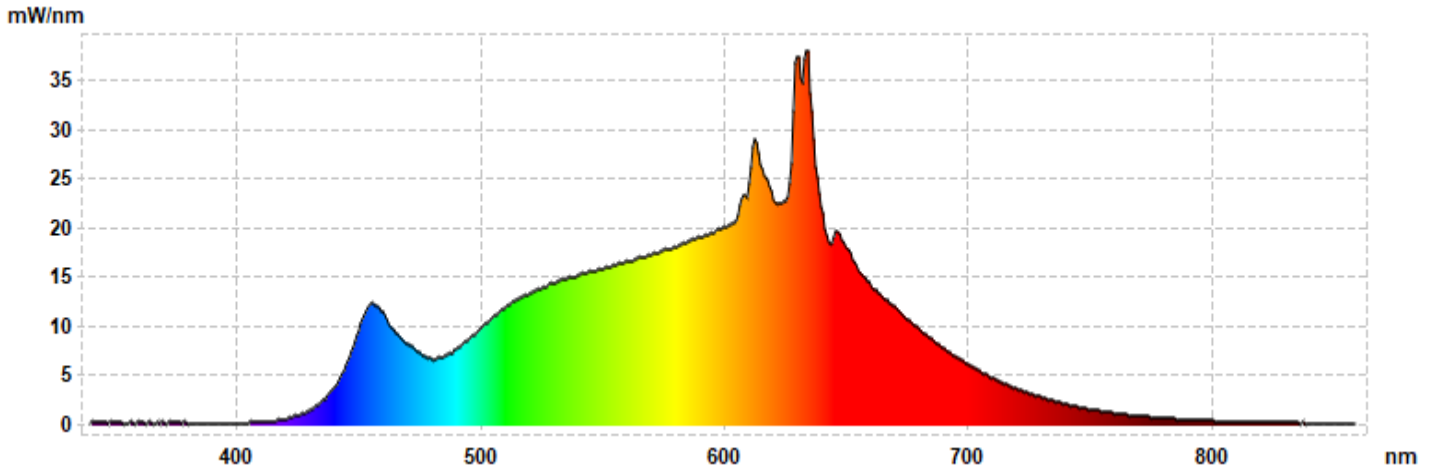
- Pomiar spektralny

Kula całkująca: GL OPTI SPHERE 2000 SN: GL180408
Spektroradiometr: GL SPECTIS 5.0 Touch UV-VIS-NIR SN: Xt050222

Warunki pomiarowe

Temperatura otoczenia: 25.3 +/- 0.4 °C
Zakres pomiarowy: 350 nm – 850 nm
Czas stabilizacji: 30 minut

tryb 1 100%
Spectrum (350nm – 850 nm)

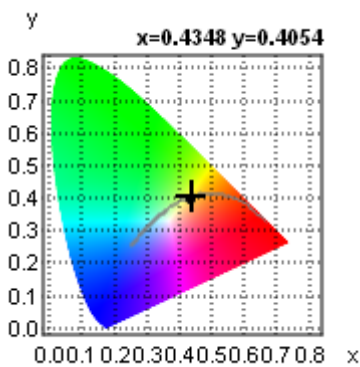


Results

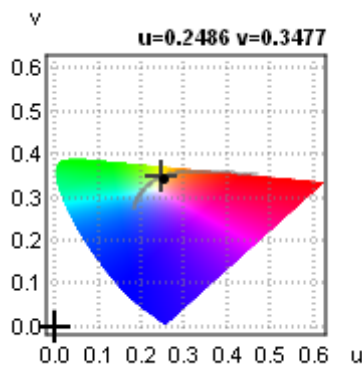
CIE 1931 2° observer	
x	0.4348
y	0.4054
u'	0.2486
v'	0.5216
CCT [K]	3047
Y [lm]	1213.09
Purity	0.522
Radiometric [W]	4.1008

Rendering Indices	
Ra	97.5
R1	99.2
R2	99.8
R3	97.4
R4	99.0
R5	98.3
R6	97.1
R7	96.0
R8	93.2
R9	83.9
R10	97.1
R11	98.0
R12	83.2
R13	99.5
R14	97.2

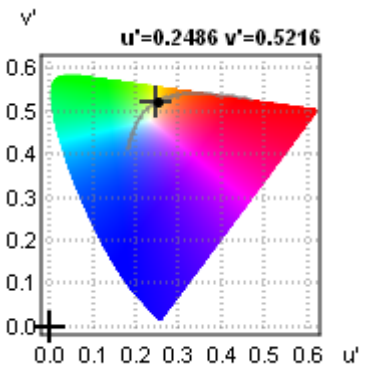
CIE 1931



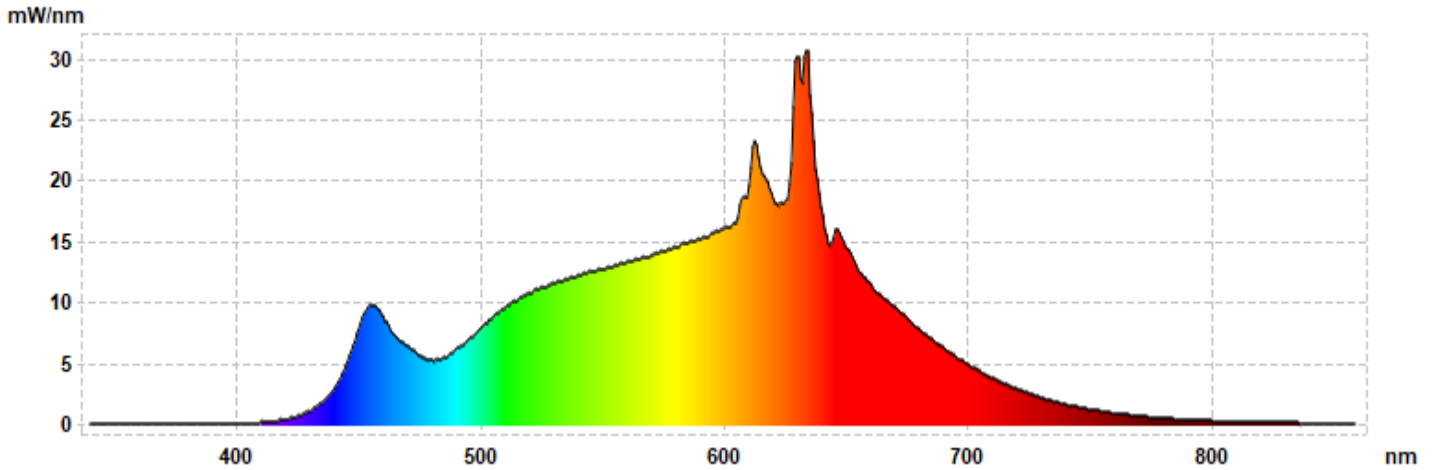
CIE 1960



CIE 1976



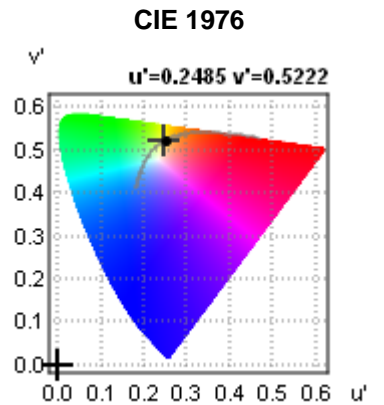
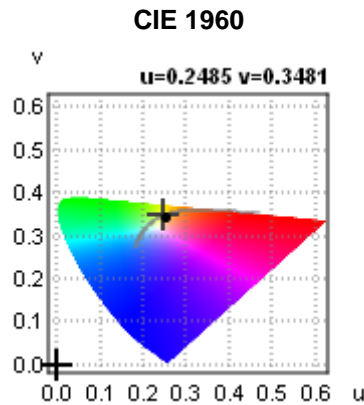
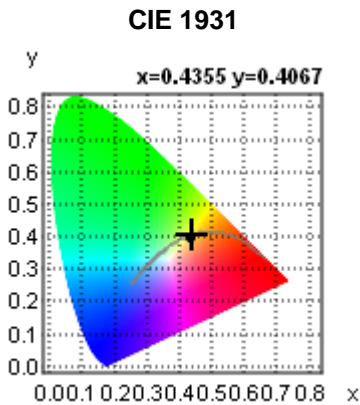
tryb 1 80%
Spectrum (350nm – 850 nm)



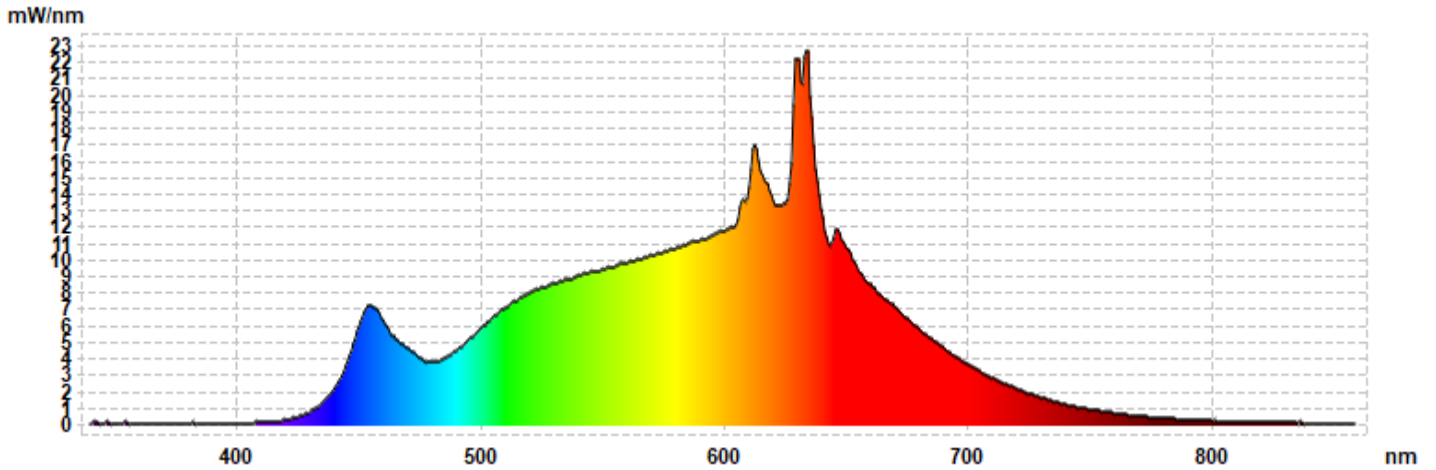
Results

CIE 1931 2° observer	
x	0.4355
y	0.4067
u'	0.2485
v'	0.5222
CCT [K]	3045
Y [lm]	975.00
Purity	0.528
Radiometric [W]	3.2857

Rendering Indices	
Ra	97.5
R1	99.3
R2	99.5
R3	97.0
R4	99.0
R5	98.3
R6	97.4
R7	96.3
R8	93.4
R9	84.0
R10	96.6
R11	97.9
R12	82.9
R13	99.6
R14	97.0



tryb 1 60%
Spectrum (350nm – 850 nm)

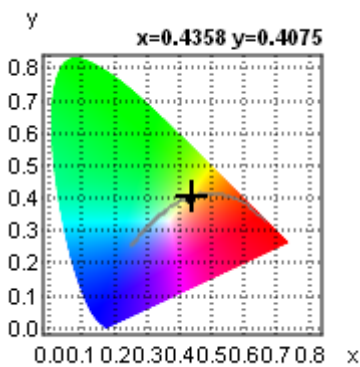


Results

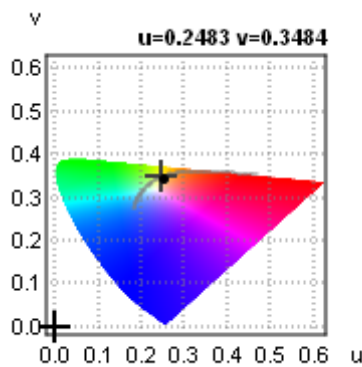
CIE 1931 2° observer	
x	0.4358
y	0.4075
u'	0.2483
v'	0.5226
CCT [K]	3048
Y [lm]	718.18
Purity	0.531
Radiometric [W]	2.4214

Rendering Indices	
Ra	97.6
R1	99.3
R2	99.3
R3	96.7
R4	99.1
R5	98.3
R6	97.6
R7	96.6
R8	93.7
R9	84.4
R10	96.1
R11	97.8
R12	82.6
R13	99.5
R14	96.8

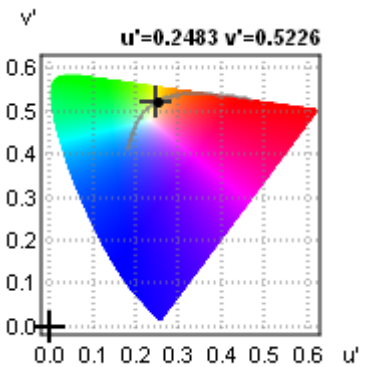
CIE 1931



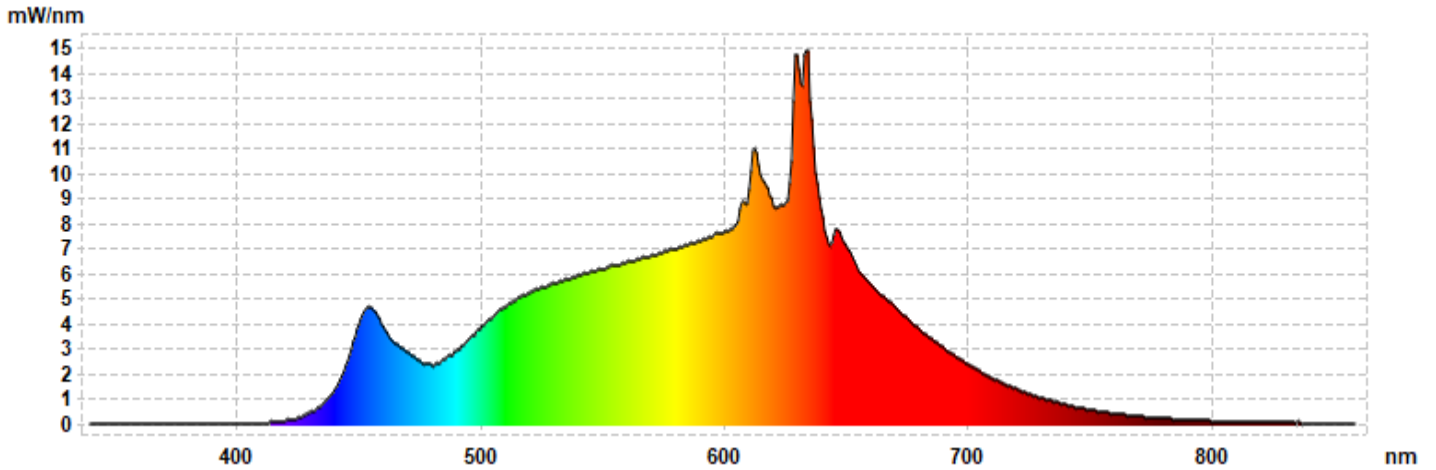
CIE 1960



CIE 1976



tryb 1 40%
Spectrum (350nm – 850 nm)

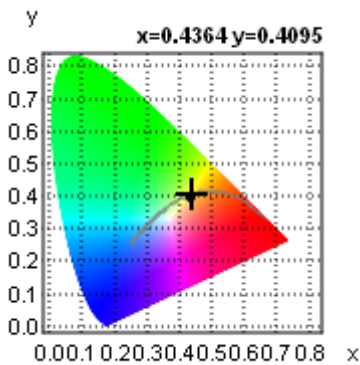


Results

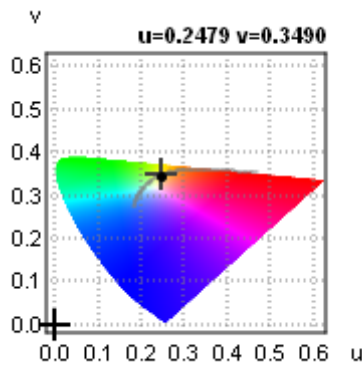
CIE 1931 2° observer	
x	0.4364
y	0.4095
u'	0.2479
v'	0.5234
CCT [K]	3052
Y [lm]	471.16
Purity	0.539
Radiometric [W]	1.5827

Rendering Indices	
Ra	97.6
R1	99.3
R2	98.8
R3	96.2
R4	99.0
R5	98.1
R6	98.0
R7	97.0
R8	94.0
R9	84.5
R10	95.2
R11	97.8
R12	81.8
R13	99.3
R14	96.6

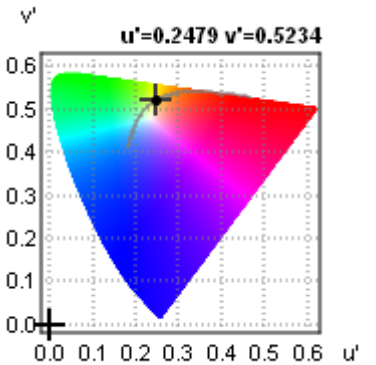
CIE 1931



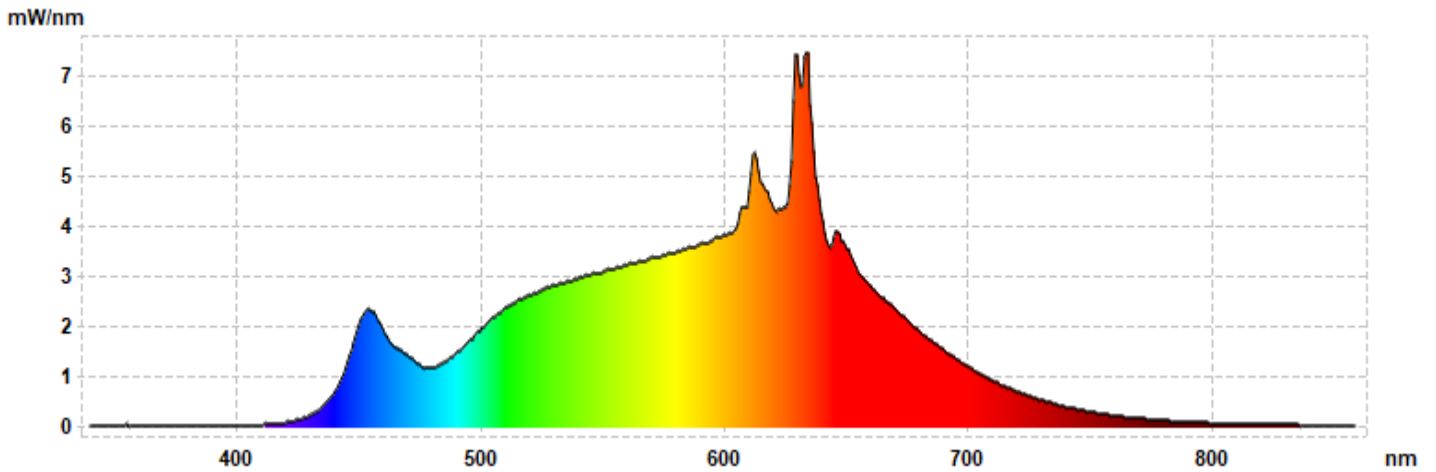
CIE 1960



CIE 1976



tryb 1 20%
Spectrum (350nm – 850 nm)

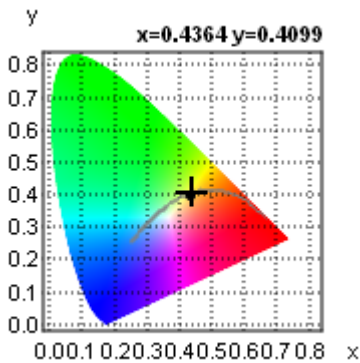


Results

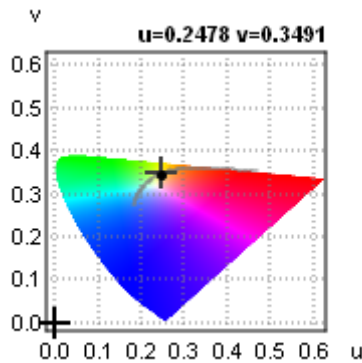
CIE 1931 2° observer	
x	0.4364
y	0.4099
u'	0.2478
v'	0.5236
CCT [K]	3055
Y [lm]	234.04
Purity	0.540
Radiometric [W]	0.7871

Rendering Indices	
Ra	97.6
R1	99.4
R2	98.8
R3	96.0
R4	99.0
R5	98.2
R6	98.1
R7	97.3
R8	94.5
R9	85.5
R10	95.1
R11	97.5
R12	81.8
R13	99.3
R14	96.5

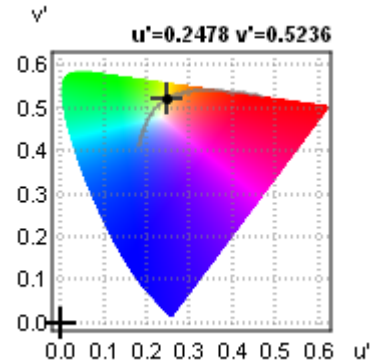
CIE 1931



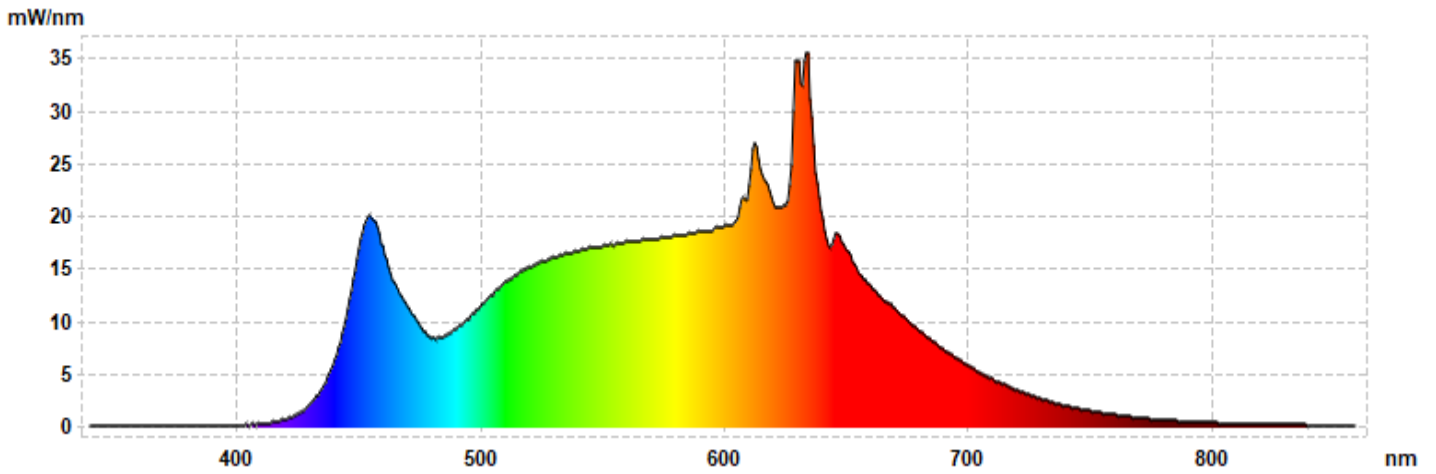
CIE 1960



CIE 1976



tryb 2 100%
Spectrum (350nm – 850 nm)

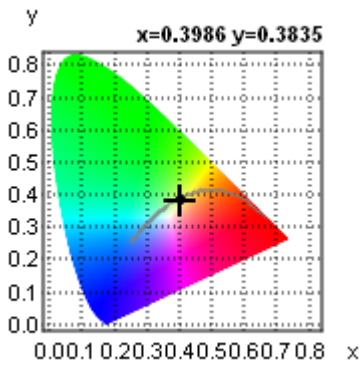


Results

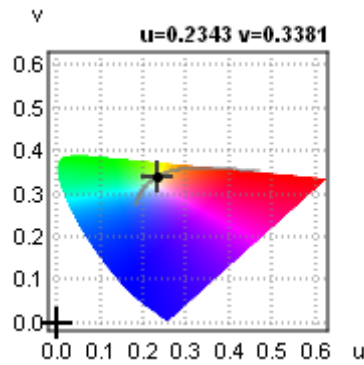
CIE 1931 2° observer	
x	0.3986
y	0.3835
u'	0.2343
v'	0.5072
CCT [K]	3593
Y [lm]	1258.15
Purity	0.347
Radiometric [W]	4.3010

Rendering Indices	
Ra	97.7
R1	97.8
R2	99.1
R3	96.7
R4	99.6
R5	97.9
R6	96.1
R7	97.3
R8	97.2
R9	94.7
R10	98.4
R11	97.4
R12	78.4
R13	98.1
R14	97.0

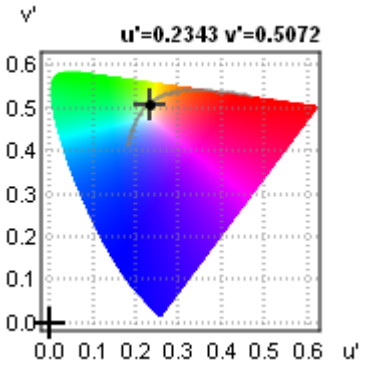
CIE 1931



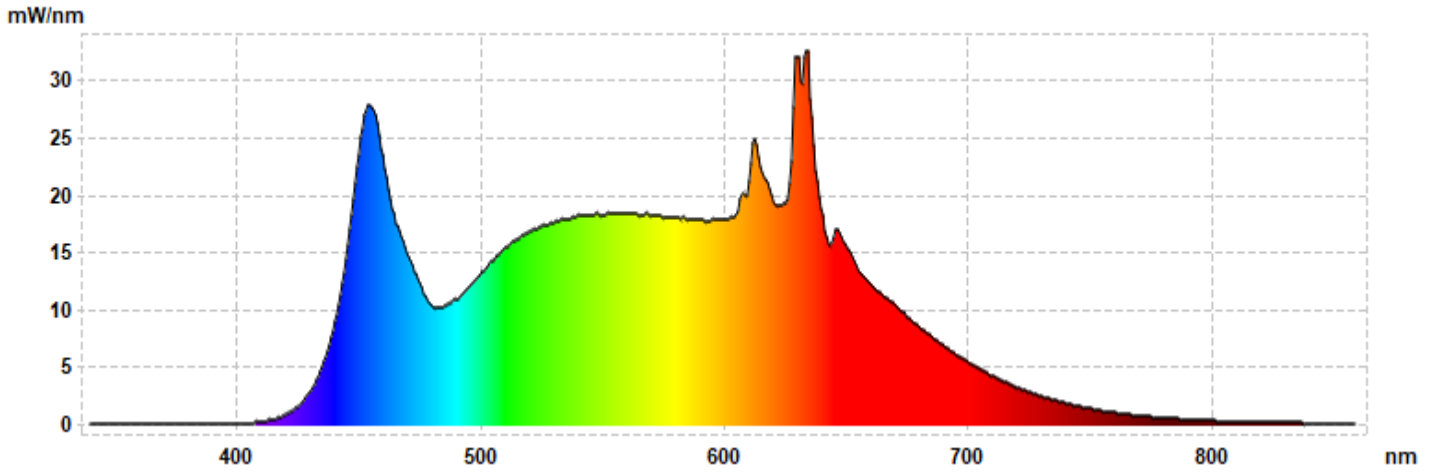
CIE 1960



CIE 1976



tryb 3 100%
Spectrum (350nm – 850 nm)

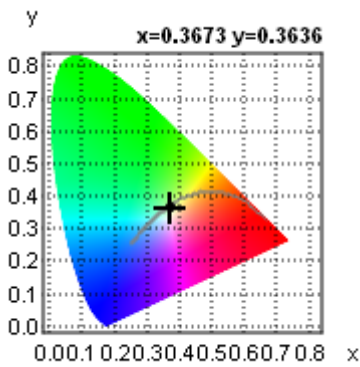


Results

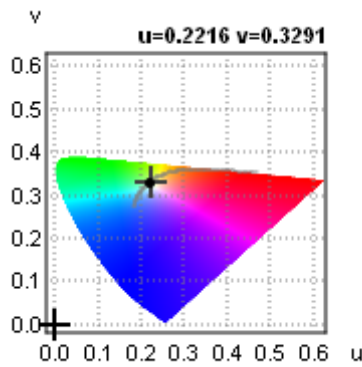
CIE 1931 2° observer	
x	0.3673
y	0.3636
u'	0.2216
v'	0.4937
CCT [K]	4291
Y [lm]	1295.24
Purity	0.193
Radiometric [W]	4.4849

Rendering Indices	
Ra	97.2
R1	97.3
R2	99.0
R3	96.0
R4	98.5
R5	96.9
R6	95.3
R7	97.4
R8	97.2
R9	97.0
R10	98.0
R11	98.0
R12	72.7
R13	97.9
R14	96.8

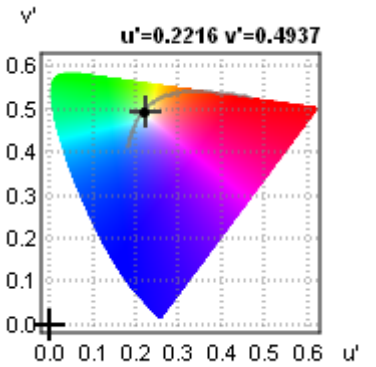
CIE 1931



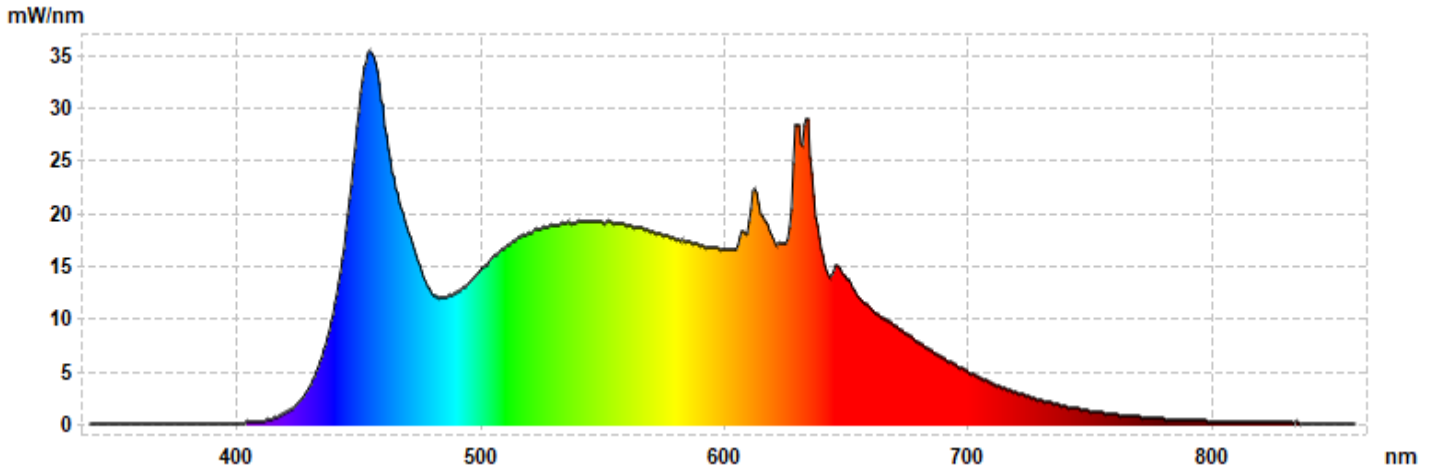
CIE 1960



CIE 1976



tryb 4 100%
Spectrum (350nm – 850 nm)

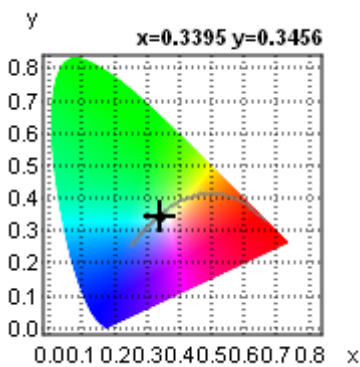


Results

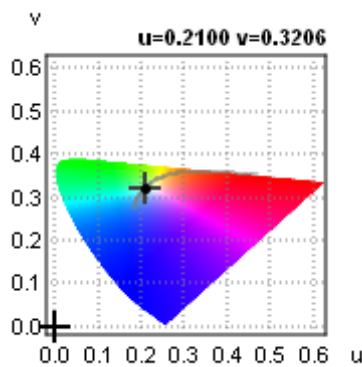
CIE 1931 2° observer	
x	0.3395
y	0.3456
u'	0.2100
v'	0.4809
CCT [K]	5206
Y [lm]	1310.62
Purity	0.056
Radiometric [W]	4.6073

Rendering Indices	
Ra	96.9
R1	97.5
R2	98.7
R3	95.2
R4	98.0
R5	96.3
R6	94.3
R7	97.8
R8	97.7
R9	96.6
R10	96.1
R11	97.4
R12	72.9
R13	98.6
R14	96.6

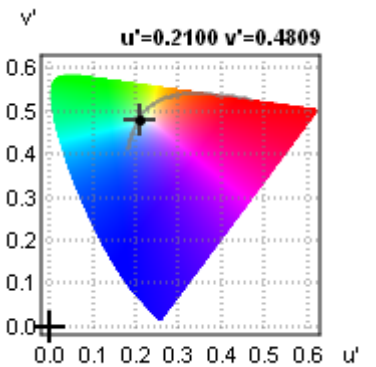
CIE 1931



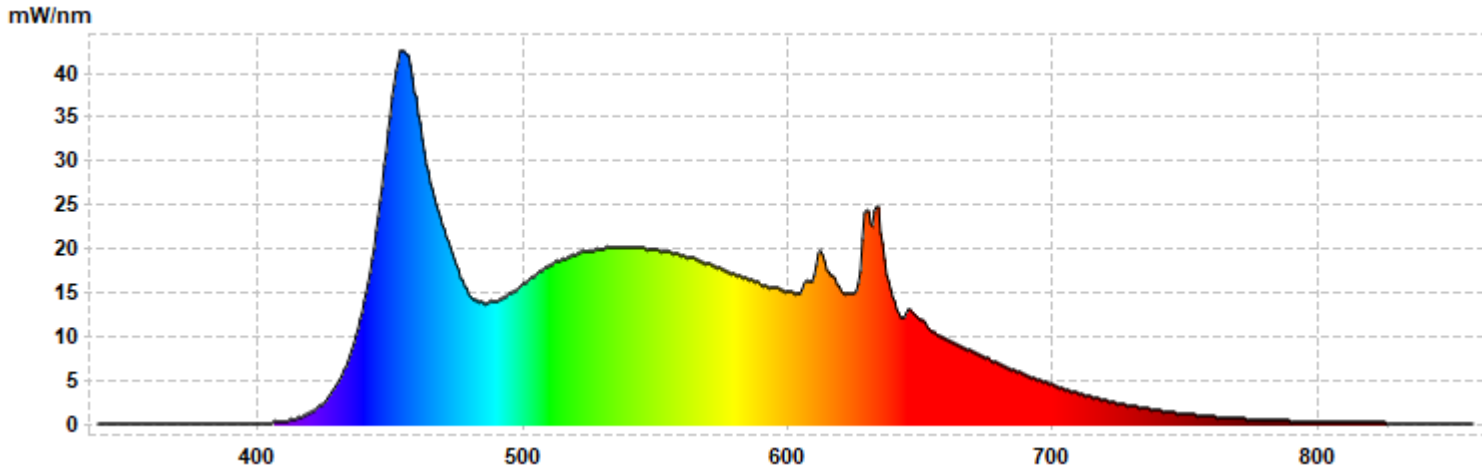
CIE 1960



CIE 1976



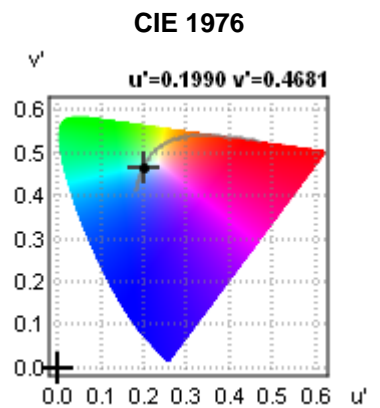
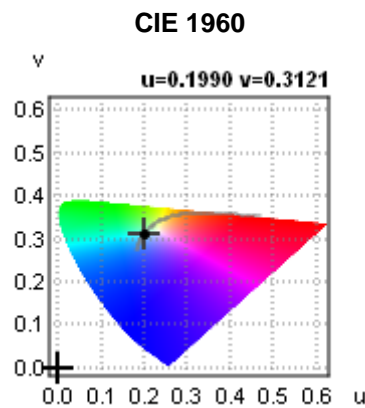
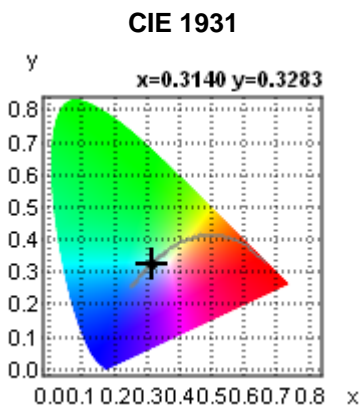
tryb 5 100%
Spectrum (350nm – 850 nm)

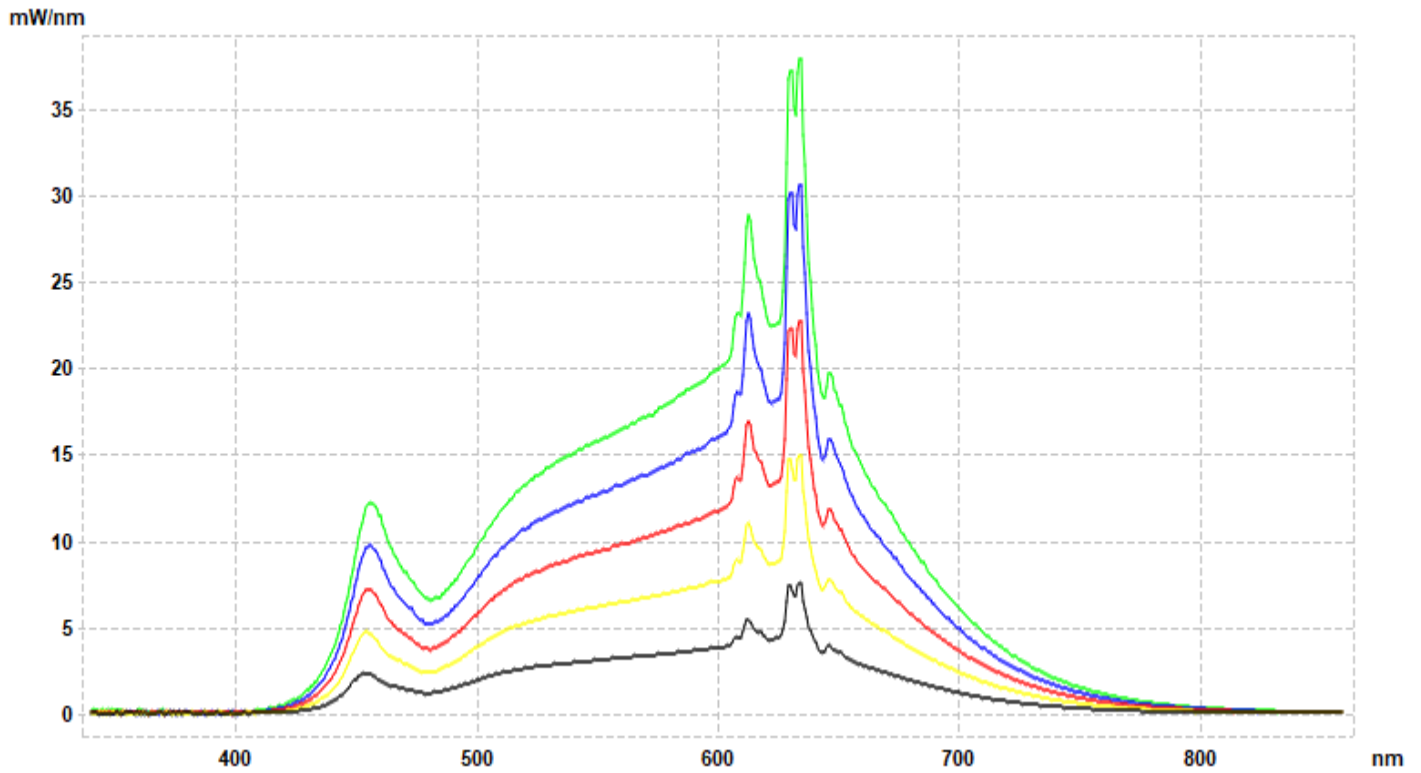


Results

CIE 1931 2° observer	
x	0.3140
y	0.3283
u'	0.1990
v'	0.4681
CCT [K]	6441
Y [lm]	1316.56
Purity	0.069
Radiometric [W]	4.7017

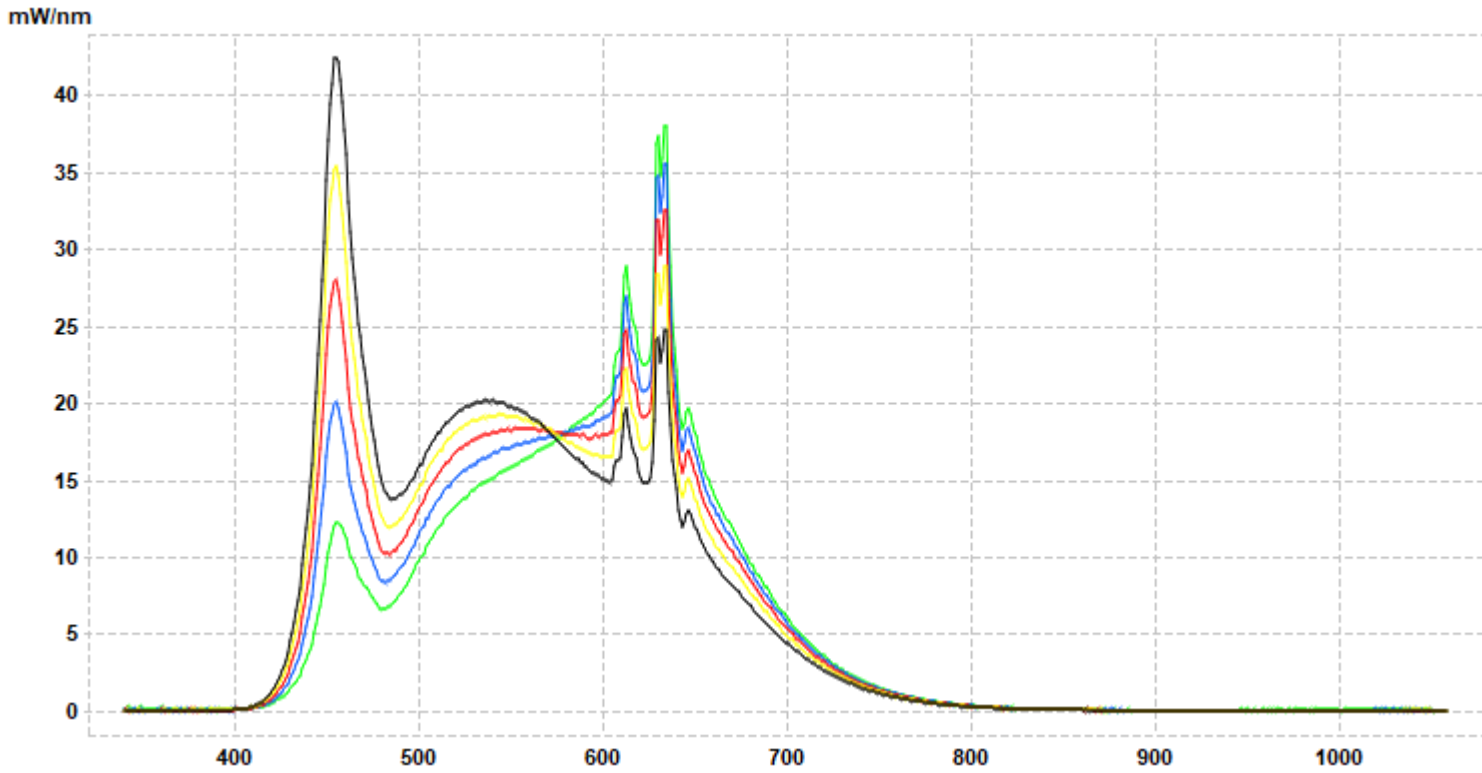
Rendering Indices	
Ra	95.5
R1	97.2
R2	98.8
R3	95.3
R4	93.8
R5	93.8
R6	93.2
R7	96.3
R8	96.0
R9	96.4
R10	93.9
R11	94.5
R12	66.8
R13	98.9
R14	97.1





Comparison table

Pos.	Name	x	y	CCT [K]	Y [lm]	Ra	Radiometric [W]
1	tryb 1 100%	0.4348	0.4054	3047	1213.09	97.5	4.1008
2	tryb 1 80%	0.4355	0.4067	3045	975	97.5	3.2857
3	tryb 1 60%	0.4358	0.4075	3048	718.18	97.6	2.4214
4	tryb 1 40%	0.4364	0.4095	3052	471.16	97.6	1.5827
5	tryb 1 20%	0.4364	0.4099	3055	234.04	97.6	0.7871



Comparison table

Pos.	Name	x	y	CCT [K]	Y [lm]	Ra	Radiometric [W]
1	tryb 1 100%	0.4348	0.4054	3047	1213.09	97.5	4.1104
2	tryb 2 100%	0.3986	0.3835	3593	1258.15	97.7	4.3051
3	tryb 3 100%	0.3673	0.3636	4291	1295.24	97.2	4.4855
4	tryb 4 100%	0.3395	0.3456	5206	1310.62	96.9	4.6106
5	tryb 5 100%	0.314	0.3283	6441	1316.56	95.5	4.7019